

CfMD Process Guide

Prepared by: Algirdas Ivanavičius,
Aivaras Stabingis
Document Date: 05/09/2018



Company boilerplate

1ClickFactory is a Dynamics 365 software factory

Our high-quality Microsoft Dynamics 365 upgrade, development and training services, together with our leading Microsoft Azure managed hosting service, help Microsoft Partners offer better business value to their customers delivering solutions on-premises and/or in the cloud.

We exclusively serve Microsoft Partners whom we help reduce financial risk, increase scalability, shorten project time, solve resource shortage and increase cost predictability, leading to higher profits and greater revenues.

Unlike the traditional ERP service providers who offer these types of services through 1:1 sourcing of people, 1ClickFactory takes responsibility for the projects, creates innovative automation tools and has performed 500+ Dynamics NAV and Dynamics AX upgrades, 300+ development projects and serves 5,000+ NAV users on Azure.

1ClickFactory is a Microsoft ISV Development Center that is Gold Certified in Enterprise Resource Planning, Application Development and Cloud Platform. We are a global business currently delivering our services to 300+ partners in 40+ countries.

PLEASE NOTICE:

The 1ClickFactory CfMD Readiness Assessment Report for Microsoft Dynamics NAV 2018 is protected by international Copyright laws. It may only be used and communicated internally in the company which has received this document directly from 1ClickFactory. This document may not be distributed or communicated in any form to any third parties without prior written consent from 1ClickFactory.

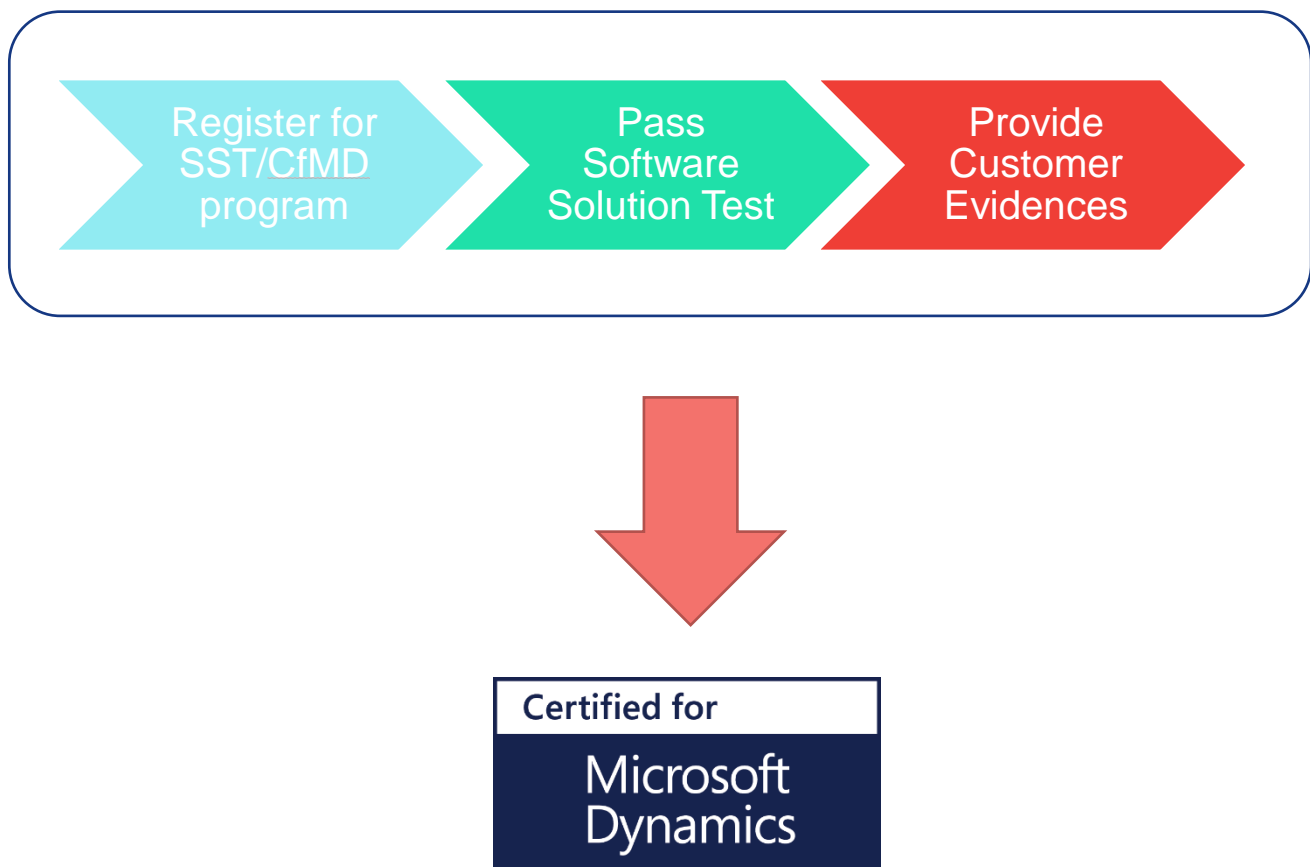
© Copyright, 1ClickFactory 2009 - 2018

Introduction

CfMD Process Guide document describes the steps an independent software vendor's (ISV) has to take in order to complete *Certified for Microsoft Dynamics* (CfMD) program with 1ClickFactory.

These are the three main parts:

- Registration at 1ClickFactory
- Passing the Software Solution Test
- Providing 10 customer evidences to Microsoft



Before registering your solution for testing, please make sure that:

- Your solution is prepared for the latest Microsoft Dynamics NAV 2018 version with the latest cumulative update applied
- Your product documentation meets the [CfMD requirements](#)

Registration at 1ClickFactory

To begin your CfMD process, please follow these steps:

1. Register at 1ClickFactory.com or sign in if you have registered before

Registration

[Home](#) / [Partner](#) / [Registration](#)

▼ Personal information

First name *

Please enter first name

Last name *

Please enter last name

Position

Please enter position

Phone number

Please enter phone number

Email *

Please enter email

2. Create [CfMD Self-Test request](#)

CfMD Self-Test for NAV

[Home](#) / [CfMD](#) / [NAV](#) / CfMD Self-Test for NAV

Reduced Cost, Rapid Testing Speed & 24/7 Access

With the release of Dynamics NAV 2015, Microsoft introduced a new option for ISVs to complete the CfMD Software Solution Test for a substantially lower cost by running the Software Solution Self-Test at 1ClickFactory's Testing Center. Within the first year of its release, more than 250 ISVs successfully used 1ClickFactory CfMD Self-Test for NAV.

Request service

3. Click "Request service".

4. Select "Create new project for this service" and add details about your company and solution.

Add service

What would you like to do?

▼ Create new project for this service

Project name*

Customer name

Once you click "Create", a new project will be generated and requested service will be added to it.

➤ Add it to existing project

✕ Cancel Create new project

5. Click "Create new project".
6. Click "Go to project".
7. Click on project created:

Project details			
Home / Project / Details			
Project *		Customer	
CfMD Self-Test for NAV		ISV (Independent Service Vendor)	
My services		Add services	
Service	Status	Price	Subscription fee
CfMD Self-Test for NAV	Ready to configure		
Total amount		€0.00	€0.00

8. Please add more details about your company and solution such as Partner Source Business Center No., Microsoft Partner Network No, Solution Languages (such as ENU, DEU, ESP, etc.), Module IDs and Solution delivery method (Partner Environment vs 1ClickFactory Azure), check the checkbox “I have read and accept the 1ClickFactory ERP Software Solution Testing Services For CfMD Program Agreement” and press “Submit”.

8.1. Partners are able to choose one of two options to deliver the solution for testing:

- Option 1: Deploy solution on your own testing environment and provide access to 1ClickFactory’s CfMD team.
- Option 2: Set up solution on Azure. 1ClickFactory will provide access to 1ClickFactory Self-Provisioning platform on Azure where partner can upload their solution for testing



Solution version
NAV2018

Solution languages

Registered Solution Included Modules (Module ID)

Solution delivery method

Short description

By submitting this data to 1ClickFactory, you agree to our Privacy Policy and Terms of Service.

1 Details 2 Payment 3 Components 4 Acknowledgements 5 Confirmation 6 Results

Save Submit Cancel

9. Pay for the CfMD Self-Test for NAV

9.1. In the Payment tab of your solution project select “Add to Cart” and then “Go to Cart”

1ClickFactory CfMD Self-Test for NAV

[Home](#) / [My Projects](#) / 1ClickFactory CfMD Self-Test for NAV

Project name

CfMD Self-Test for NAV

Customer name

ISV (Independent Service Vendor)

< 1 Details 2 **Payment** 3 Components 4 Acknowledgements 5 Confirmation 6 Results Cancel

*Fields marked by * are mandatory to fill*

In order to make a start of CfMD Software Solution Self-Test process you have to pay for testing. Add CfMD Software Solution Self-Test service to your cart by clicking the **Add to Cart** button. Go to the cart to proceed with the payment.

Price: 89 Clicks or 890 EUR

Go to Cart

Add to Cart

By submitting this data to 1ClickFactory, you agree to our Privacy Policy and Terms of Service.

< 1 Details 2 **Payment** 3 Components 4 Acknowledgements 5 Confirmation 6 Results Cancel

9.2. There are three ways to pay for the service:

- Clicks

These are 1ClickFactory monetary units that can be used to purchase various 1ClickFactory services. If you want to pay by Clicks, please check the “Pay in Clicks” box and press “Proceed to checkout” and then click “Order”.

Shopping cart

[Home](#) / [Shopping cart](#)

You are ordering...	Price, EUR	Price, Clicks	Pay in Clicks	
▼ CfMD Self-Test for NAV	0.00	89	<input checked="" type="checkbox"/>	
CfMD Self-Test for NAV	890.00	89	<input checked="" type="checkbox"/>	
Total:	0.00	89	<input checked="" type="checkbox"/>	
Clicks available		45		

Trial coupon code

Check trial coupon

Voucher code

Check voucher

You have chosen services to pay by Clicks. If you have enough Click balance, click on "Proceed to checkout" and review the order.

✓ Proceed to checkout

- **Credit Card**

Shopping cart

[Home](#) / [Shopping cart](#)

You are ordering...	Price, EUR	Price, Clicks	Pay in Clicks
▼ CfMD Self-Test for NAV	890.00	0	<input type="checkbox"/>
CfMD Self-Test for NAV	890.00	89	<input type="checkbox"/>
Total:	890.00	0	<input type="checkbox"/>
Clicks available		45	

Voucher code




You will be able to review your order before paying.

If you want to pay by card please make sure that “Pay in Clicks” box is not checked, press “Proceed to checkout” and then after checking the billing information press “Proceed to payment method”

Select “Card”, fill out the required information and click “Process Payment”.

Total: 1076.90 EUR
Clicks to be used: 0

☒ Card ☐ Bank transfer

Secure Checkout

Your payment information is encrypted before transfer. For your convenience, 1ClickFactory will store your encrypted payment information for future orders. You can manage your payment information in your account settings.

Credit card number*

Expiration date*

CVV*

- **Bank payment**

If you want to pay by bank transfer please make sure that “Pay in Clicks” box is not checked, press “Proceed to checkout” and then after checking the billing information press “Proceed to payment method”.

Shopping cart
[Home](#) / [Shopping cart](#)

You are ordering...	Price, EUR	Price, Clicks	Pay in Clicks	
▼ CfMD Self-Test for NAV	890.00	0	<input type="checkbox"/>	
CfMD Self-Test for NAV	890.00	89	<input type="checkbox"/>	
Total:	890.00	0	<input checked="" type="checkbox"/>	
Clicks available		45		

Voucher code

You will be able to review your order before paying.

Select “Bank transfer” and an invoice will be sent directly to your email.

Payment details
[Home](#) / [Payment details](#)

Total: 1076.90 EUR
Clicks to be used: 0

☐ Card ☒ Bank transfer

10. After successfully ordering a Self-Test you will be able to submit your solution for testing. Before submitting your solution for testing, please make sure that:

10.1. Components, Acknowledgements and Confirmation tabs are filled out

10.2. “Provide Test Environment Access Details” section under the Confirmation tab is filled with all required information to access your testing environment.

Once all the tabs are filled out, press “Submit” button to submit your solution for testing.

Provide Test Environment Access Details

Question	Yes / No	Filename/ Page Number or Comments
I confirm our solution setup in the testing environment is completed and 1ClickFactory team can commence the testing. Hereby I provide: Remote Desktop Connection (RDC) address, User Name, Password, Credentials for additional users, if needed.	<input type="button" value="NO"/>	<div></div>

By submitting this data to 1ClickFactory, you agree to our [Privacy Policy](#) and [Terms of Service](#).

1 Details 2 Payment 3 Components 4 Acknowledgements 5 Confirmation 6 Results

11. Testing results will typically be available online within 5 business days after submission.

12. After your solution successfully passed the SST, you need to provide 10 customer evidences to Microsoft for evaluation.

- 12.1. At least one of 10 customers must be on the latest version of the product
- 12.2. Other evidences could be over the past two years of customer licenses.
- 12.3. Account numbers of the references must be different
- 12.4. Collected evidences must be filled out and sent to Microsoft to dyncert@microsoft.com
- 12.5. The Registration and Customer Evidences form can be found in Microsoft PartnerSource Network by following this link:
https://mbs.microsoft.com/partnersource/northamerica/partner-essentials/partner-programs/certified-for-microsoft-dynamics/process/CfMD_Process

Customer PartnerSource Business Center (PSBC) No.	Solution Name	Customer is using which product version? eg. NAV 2015	Date that the customer began using this version (dd/mm/yyyy)

- 12.6. Evaluation for customer evidences usually takes up to 3 business days before getting feedback from Microsoft.

13. CfMD acquired.

Congratulations! You are now eligible to:

- Not to pay quarterly fees for the objects of your solution
- Get Certified for Microsoft Dynamics logo
- Be trusted and recommended by customers in your industry
- Receive priority in marketing support from Microsoft
- Be proud that you have been acknowledged to have a solution that passed highest accreditation that Microsoft grants

In case of any questions, please do not hesitate to contact our team at service@1clickfactory.com